

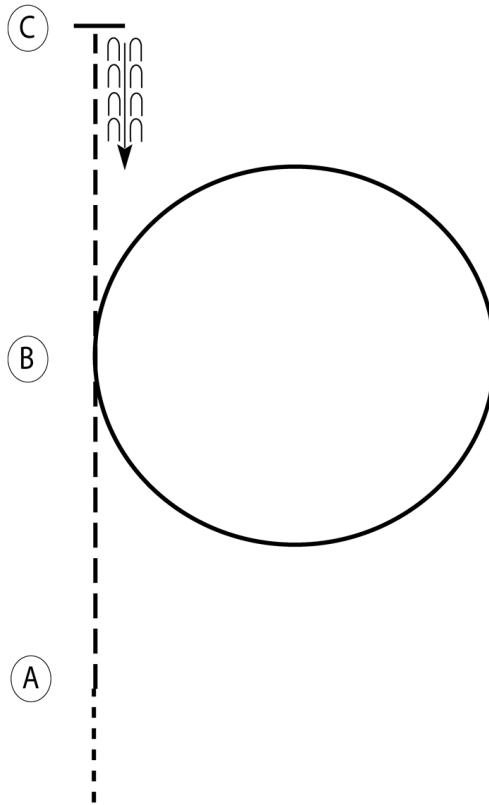
Youth FUNdraiser Show

Equitation (Canter)

Show Date: 10-8-22

w w w . H o r s e S h o w P a t t e r n s . c o m

w w w . H o r s e S h o w P a t t e r n s . c o m



Be ready before A.

1. Walk to A.
2. Sitting trot from A to B.
3. At B, canter a circle to the right on the right lead.
4. At B, posting trot on the right diagonal to C.
5. Stop at C and back approximately one horse length.

Follow the instructions of your ring steward.

Walk	-----
Trot	- - - - -
Extended Trot	— — — — —
Canter	—————
Leg Yield	
Lead Change	↙ ↘
Back	← ← ← ← ←
Marker	⊙
Sidepass	← — — — — →
Hand Gallop	— — — — —

[HSE/1-32]

Pattern Provided by:

ECEA

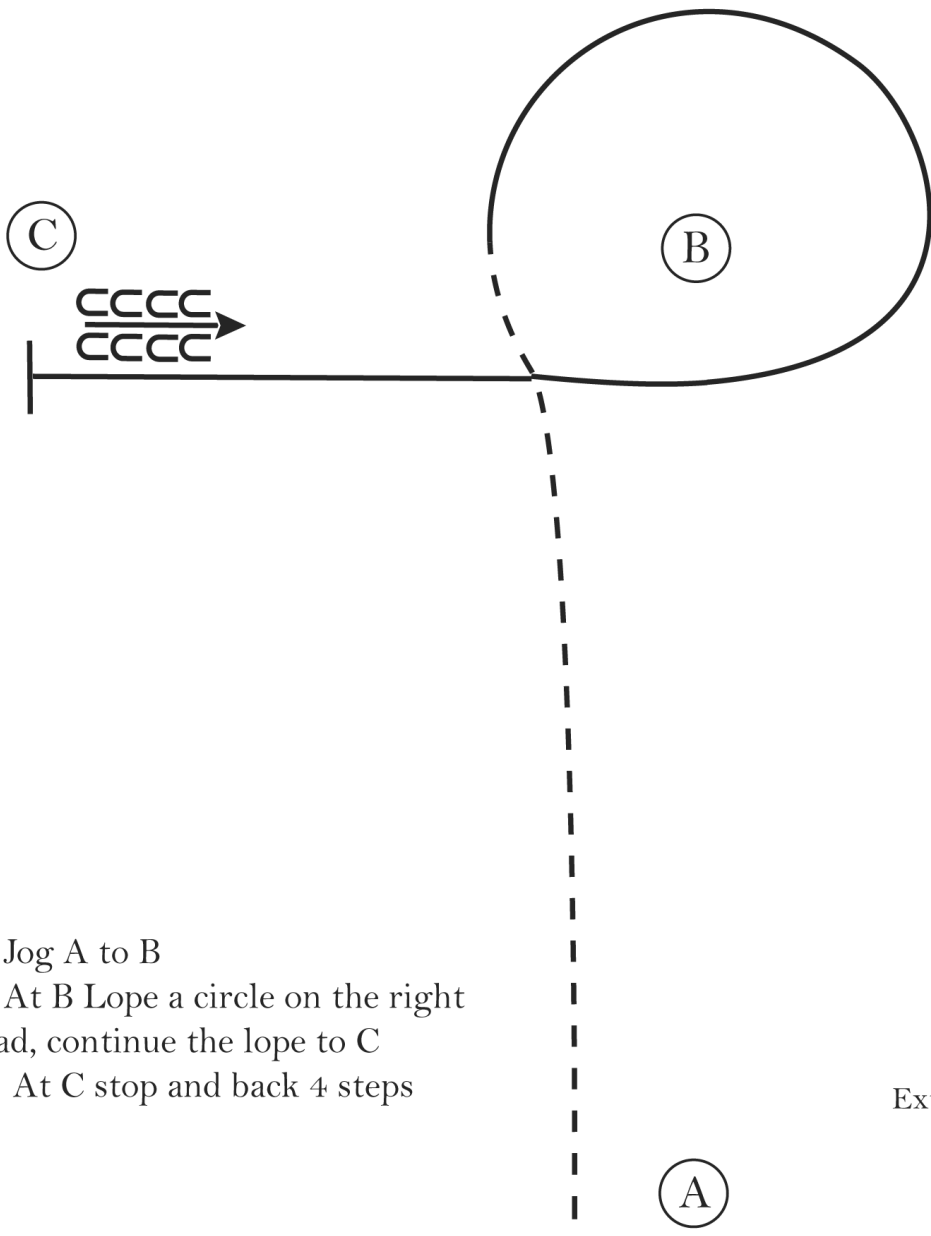
Youth FUNdraiser Show

Bareback horsemanship canter

Show Date: 10-8-22

w w w . H o r s e S h o w P a t t e r n s . c o m

w w w . H o r s e S h o w P a t t e r n s . c o m



1. Jog A to B
2. At B Lope a circle on the right lead, continue the lope to C
4. At C stop and back 4 steps

- Walk (dotted line)
- Jog - - - - - (dashed line)
- Extended Jog - - - - - (long dashed line)
- Lope _____ (solid line)
- Leg Yield ||||| (vertical lines)
- Lead Change / \ (diagonal lines)
- Back ← ← ← ← ← (curved arrows)
- Marker (B) (circle with letter)
- Sidepass ← ← ← ← ← (dashed arrow)

[WH/1-7]

Pattern Provided by:
ECEA

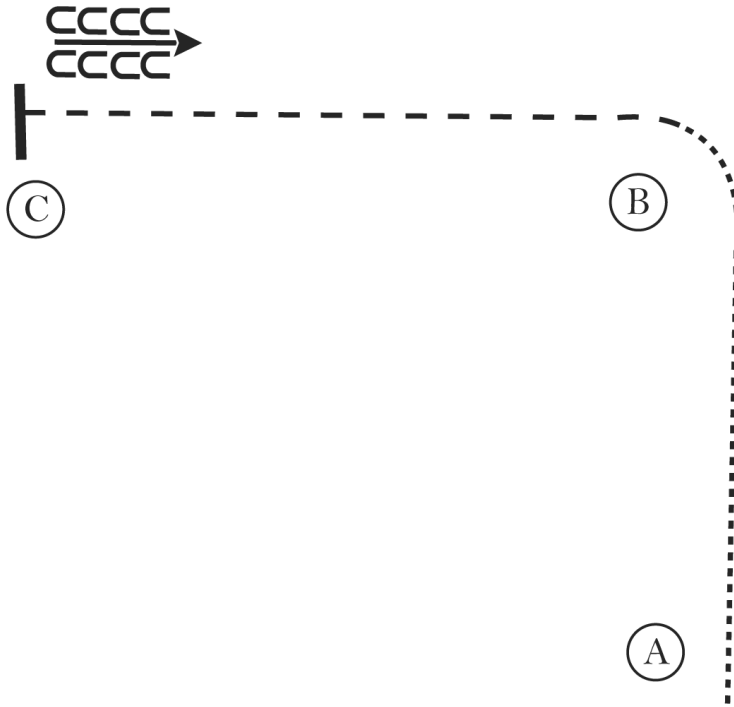
Youth FUNdraiser Show

Bareback horsemanship w/t

Show Date: 10-8-22

w w w . H o r s e S h o w P a t t e r n s . c o m

w w w . H o r s e S h o w P a t t e r n s . c o m



1. Walk A to B
2. Jog B to C
3. At C stop and back

Walk
Jog	- - - - -
Extended Jog	- - - - -
Lope	—————
Leg Yield	
Lead Change	↙ ↘
Back	← C C C C C C C C
Marker	(B)
Sidepass	← - - - - →

[WH/WT-4]

Pattern Provided by:
ECEA

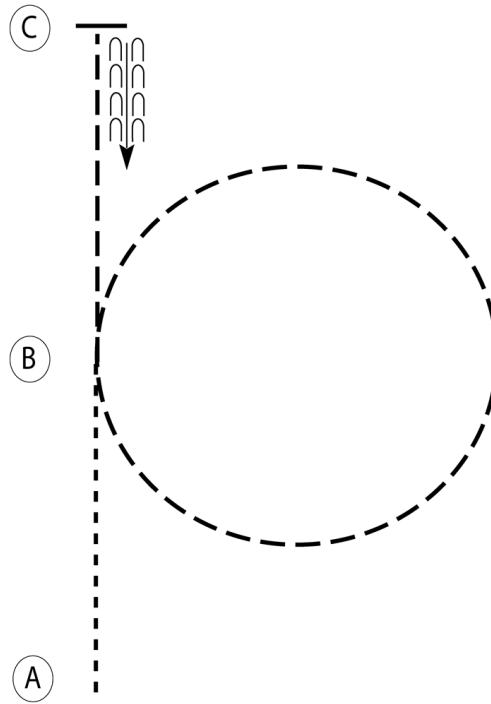
Youth FUNdraiser Show

Equitation (Walk Trot)

Show Date: 10-8-22

w w w . H o r s e S h o w P a t t e r n s . c o m

w w w . H o r s e S h o w P a t t e r n s . c o m



Be ready at A.

1. Walk from A to B.
2. At B, perform a posting trot circle to the right on the proper diagonal.
3. Return to B and perform a sitting trot to C.
4. Stop at C and back approximately one horse length.

Follow the instructions of your ring steward.

Walk	-----
Trot	- - - - -
Extended Trot	-----
Canter	-----
Leg Yield	
Lead Change	↙ ↘
Back	← ← ← ← ←
Marker	⊙
Sidepass	← ← ← ← ←
Hand Gallop	-----

[HSE/WT-32]

Pattern Provided by:

ECEA

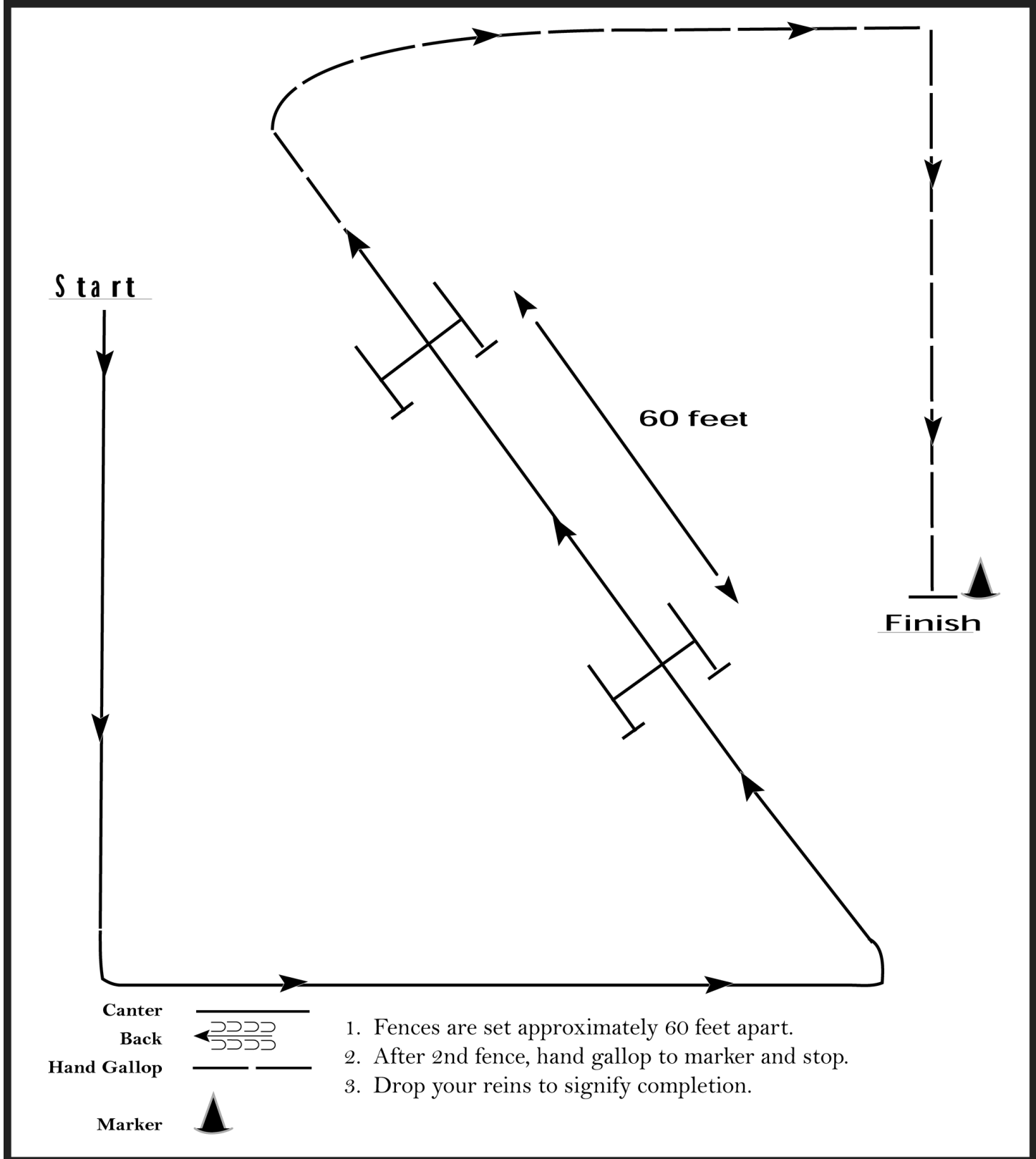
Youth FUNdraiser Show

Hunter Hack (verticle/canter, crossrails & poles/trot)

Show Date: 10-8-22

www.HorseShowPatterns.com

www.HorseShowPatterns.com



[HH/60-11]

Pattern Provided by:

ECEA

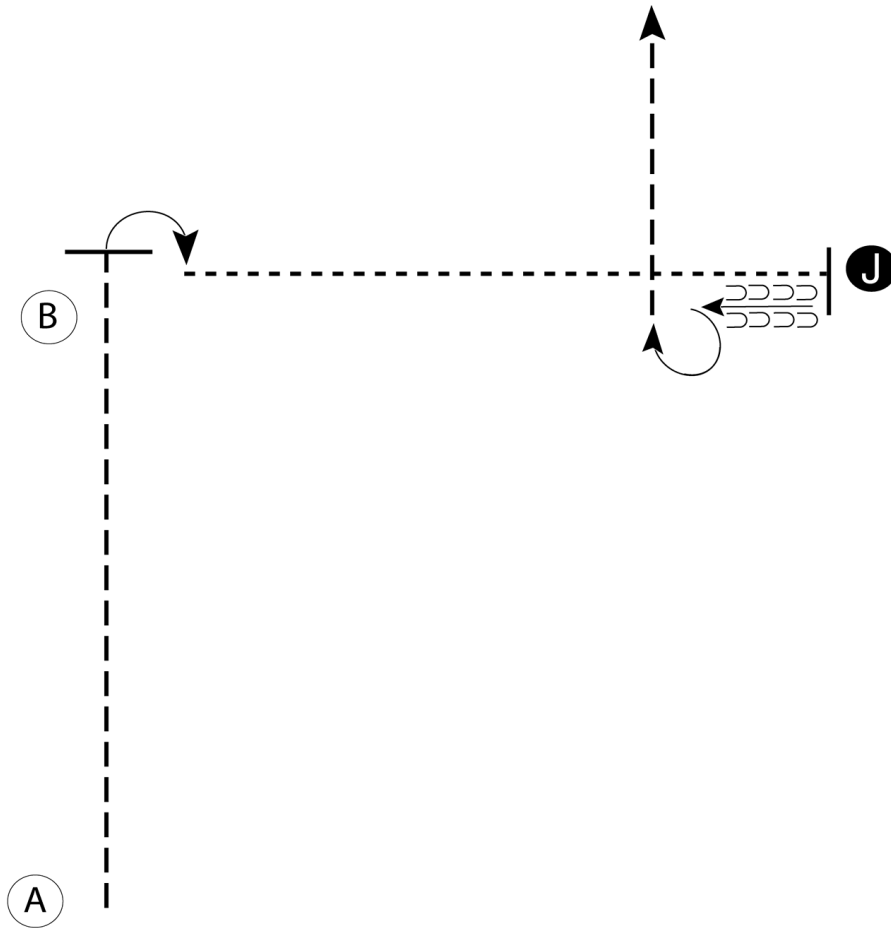
Youth FUNdraiser Show

Showmanship (advanced (canter kids))

Show Date: 10-8-22

w w w . H o r s e S h o w P a t t e r n s . c o m

w w w . H o r s e S h o w P a t t e r n s . c o m



1. Begin at A. Trot from A past B
2. Stop and perform a 90 degree turn
3. Walk to the Judge, stop and set up for inspection
4. When dismissed back one horse length and perform a 270 degree turn
5. Trot to the line-up

- Walk -----
- Trot - . - . - .
- Back ← ~ ~ ~
- Marker (B)
- Judge (J)

[S/1-14]

Pattern Provided by:

ECEA

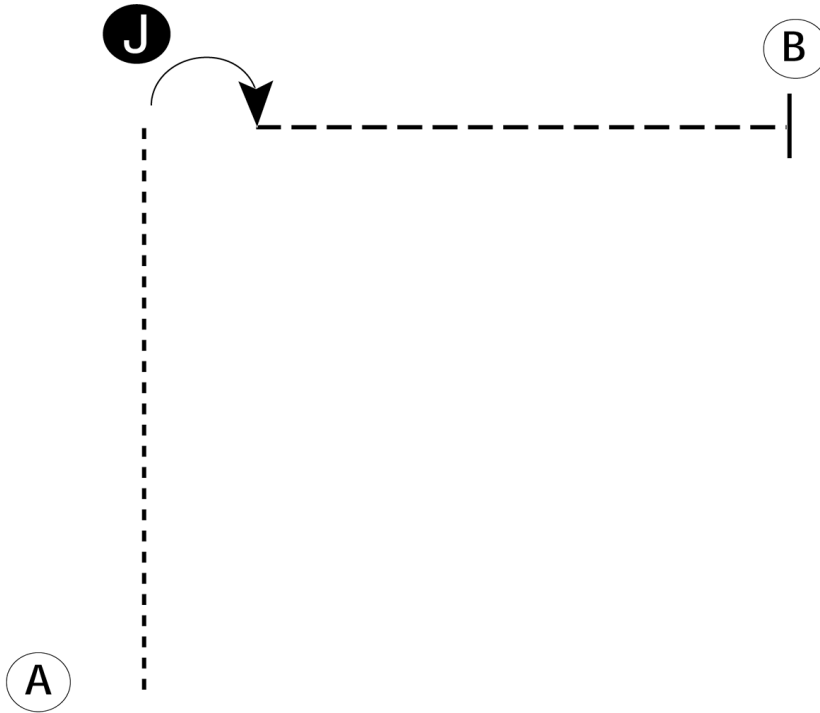
Youth FUNdraiser Show

Showmanship (Beginner)

Show Date: 10-8-22

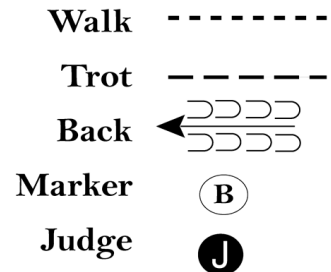
w w w . H o r s e S h o w P a t t e r n s . c o m

w w w . H o r s e S h o w P a t t e r n s . c o m



Be ready at A.

1. Walk from A to Judge.
2. Stop and set up for inspection.
3. When dismissed, perform a 90 degree turn.
4. Trot away from judge to B.
5. Stop at B.
6. Follow the instructions of your ring steward.



[SWT-7]

Pattern Provided by:

ECEA

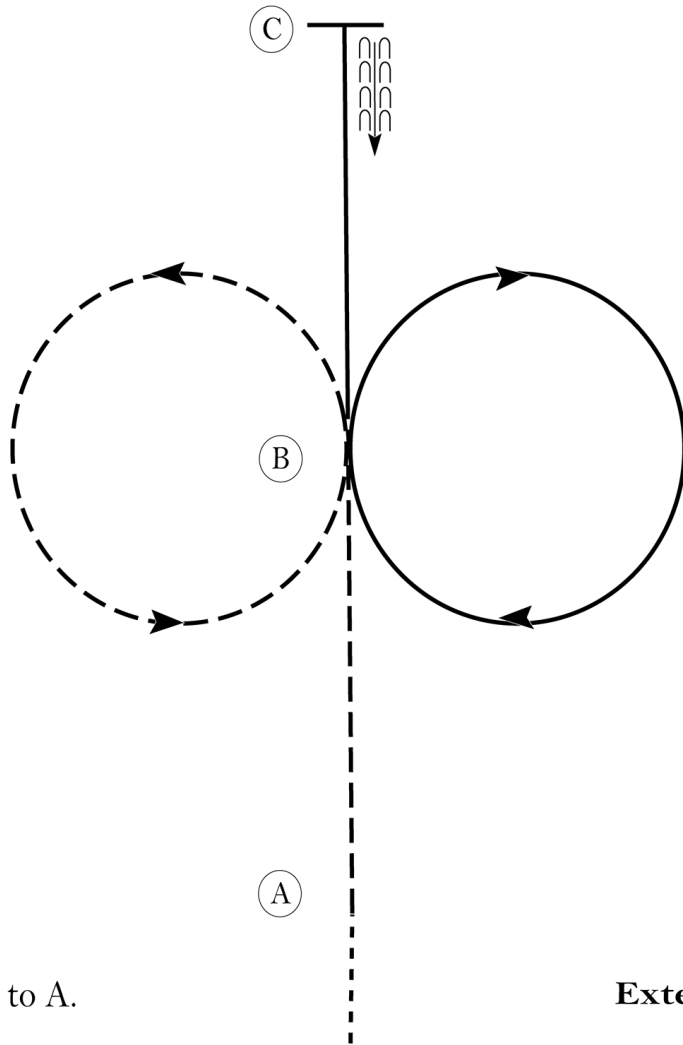
Youth FUNdraiser Show

Horsemanship (lope)

Show Date: 10-8-22

www.HorseShowPatterns.com

www.HorseShowPatterns.com



Be ready prior to A.

1. Walk to A.
2. Jog A to B.
3. At B jog a circle to the left.
4. At B lope a circle to the right on the right lead.
5. Continue the lope to C.
6. Stop at C and back approximately one horse length.

Walk	-----
Jog	- - - - -
Extended Jog	— — — — —
Lope	—————
Leg Yield	
Lead Change	— / —
Back	← u u u u u
Marker	(B)
Sidepass	← - - - - - →

[WH/1-19]

Pattern Provided by:

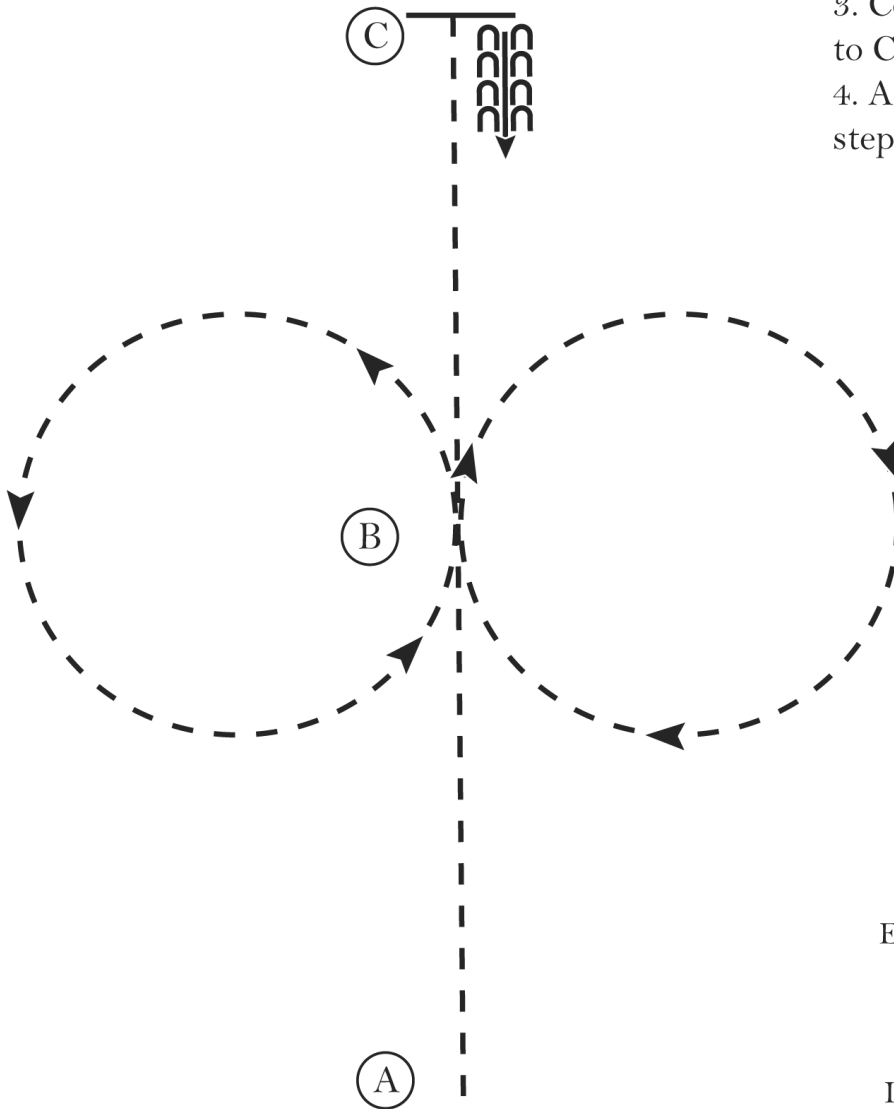
ECEA

Youth FUNdraiser Show

Horsemanship (walk whoa/walk only) (walk trot)

Show Date: 10-8-22

1. Jog A to B
2. At B perform a figure eight, beginning to the right
3. Continue the jog from B to C
4. At C stop and back 4 steps



Walk
Jog	- - - - -
Extended Jog	- - - - -
Lope	—————
Leg Yield	
Lead Change	— / —
Back	← C C C C
Marker	(B)
Sidepass	← - - - - →

[WH/WT-5]

Pattern Provided by:

ECEA

w w w . H o r s e S h o w P a t t e r n s . c o m

w w w . H o r s e S h o w P a t t e r n s . c o m