


# Ground Poles / Over Fences Canter



1 time around  
Begin and end with  
courtesy circle.

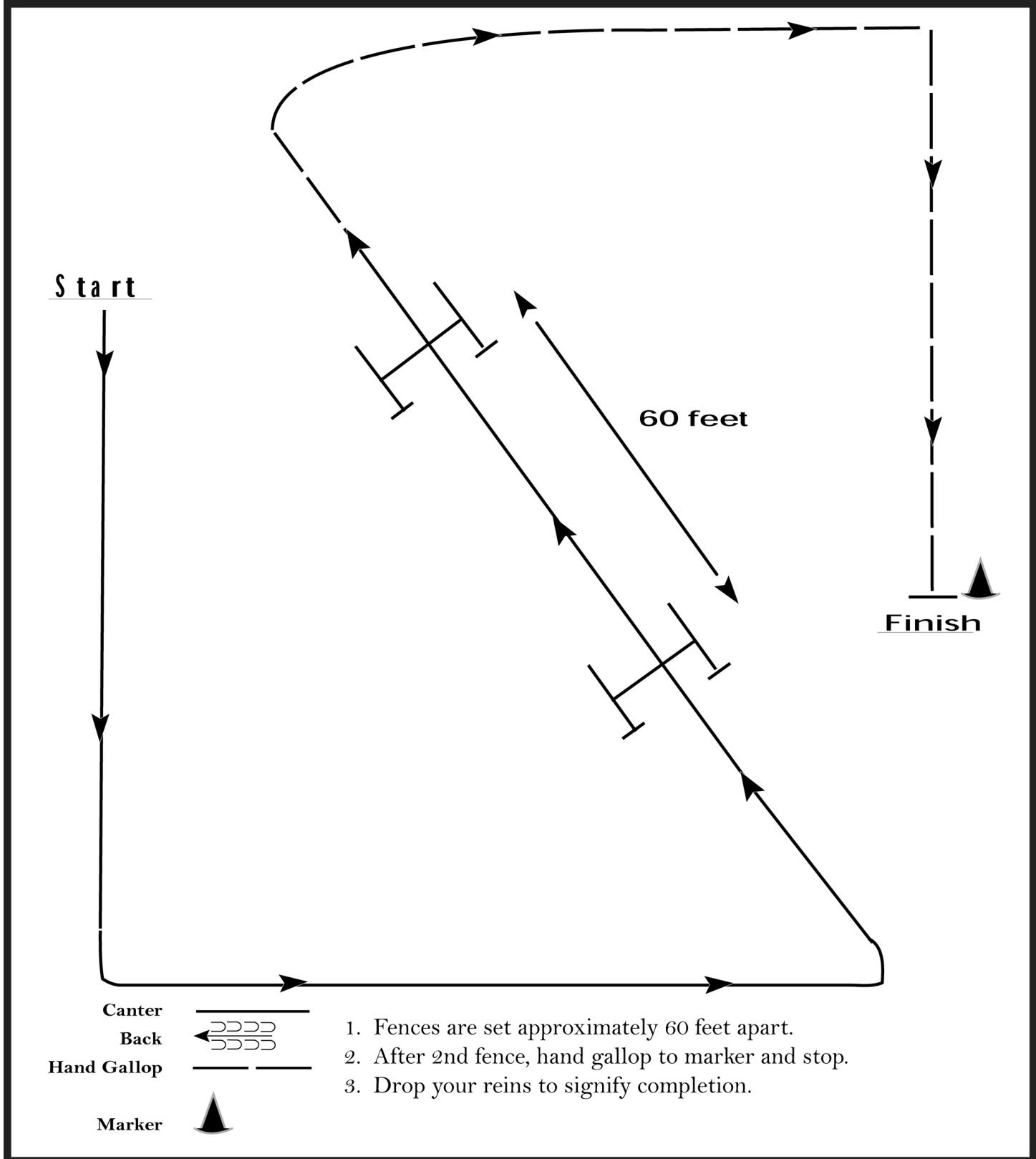
# Youth FUNdraiser Show

## Hunter Hack (Canter (walk trot performs at trot))

Show Date: 10-28-23

www.HorseShowPatterns.com

www.HorseShowPatterns.com



[HH/60-11]

Pattern Provided by:

*ECEA*

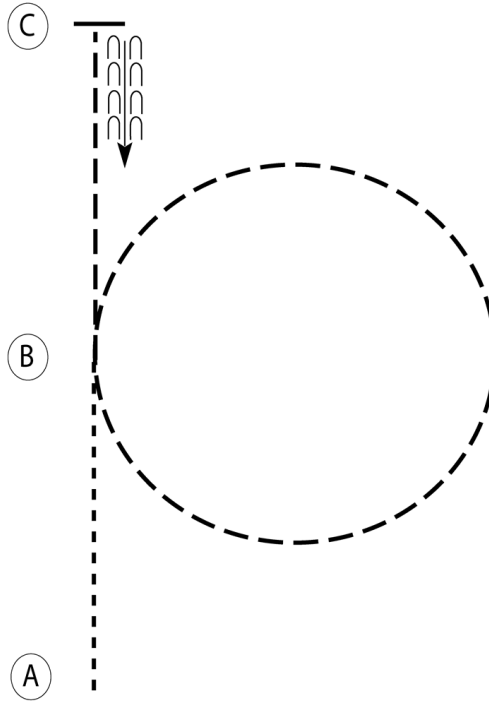
# Youth FUNdraiser Show

## Equitation (Walk Trot)

Show Date: 10-28-23

w w w . H o r s e S h o w P a t t e r n s . c o m

w w w . H o r s e S h o w P a t t e r n s . c o m



Be ready at A.

1. Walk from A to B.
2. At B, perform a posting trot circle to the right on the proper diagonal.
3. Return to B and perform a sitting trot to C.
4. Stop at C and back approximately one horse length.

Follow the instructions of your ring steward.

Walk	-----
Trot	- - - - -
Extended Trot	-----
Canter	—————
Leg Yield	
Lead Change	↙ ↘
Back	← ← ← ← ←
Marker	Ⓚ
Sidepass	← — — — →
Hand Gallop	—————

[HSE/WT-32]

Pattern Provided by:

*ECEA*

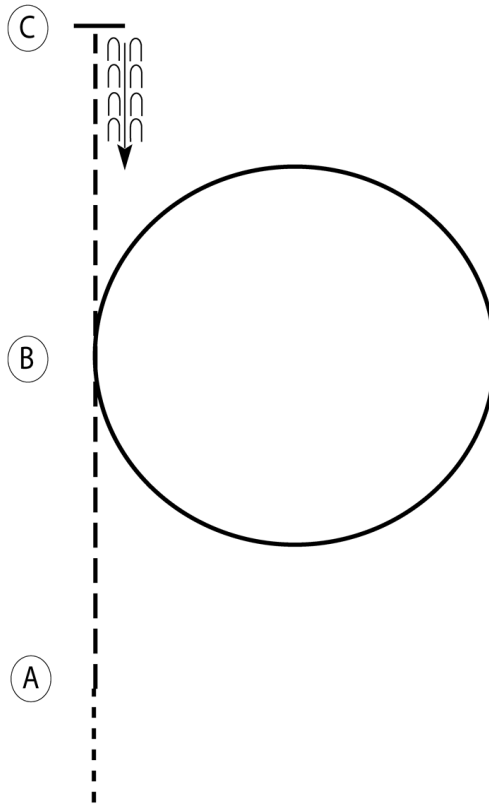
# Youth FUNdraiser Show

## Equitation (Canter)

Show Date: 10-28-23

w w w . H o r s e S h o w P a t t e r n s . c o m

w w w . H o r s e S h o w P a t t e r n s . c o m



Be ready before A.

1. Walk to A.
2. Sitting trot from A to B.
3. At B, canter a circle to the right on the right lead.
4. At B, posting trot on the right diagonal to C.
5. Stop at C and back approximately one horse length.

Follow the instructions of your ring steward.

Walk	-----
Trot	- - - - -
Extended Trot	— — — — —
Canter	—————
Leg Yield	
Lead Change	↙ ↘
Back	← ← ← ← ←
Marker	⊙
Sidepass	← — — — — →
Hand Gallop	— — — — —

[HSE/1-32]

Pattern Provided by:

*ECEA*

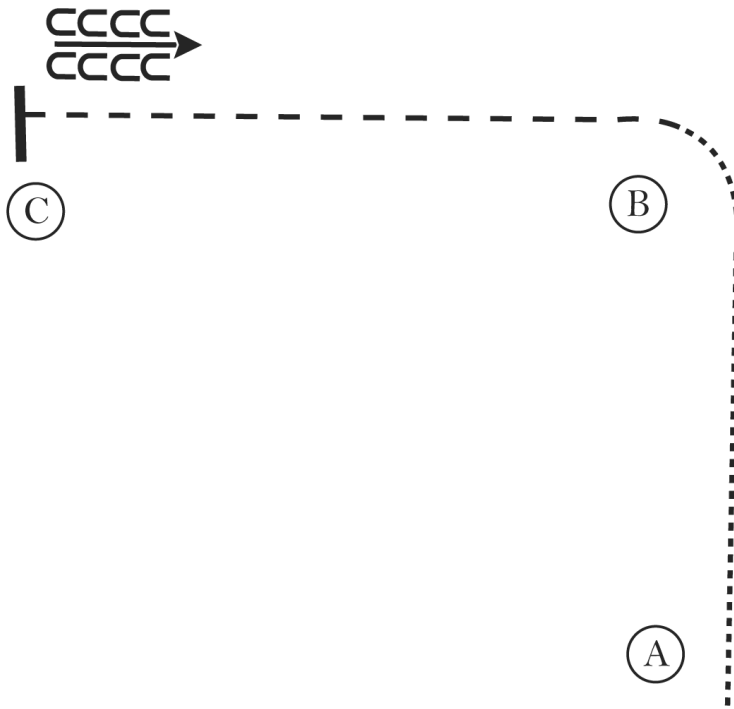
# Youth FUNdraiser Show

## Bareback horsemanship w/t

Show Date: 10-28-23

w w w . H o r s e S h o w P a t t e r n s . c o m

w w w . H o r s e S h o w P a t t e r n s . c o m



1. Walk A to B
2. Jog B to C
3. At C stop and back

Walk	.....
Jog	-----
Extended Jog	-----
Lope	—————
Leg Yield	
Lead Change	↘ ↙
Back	← ← ← ← ← ←
Marker	(B)
Sidepass	←-----←

[WH/WT-4]

Pattern Provided by:  
**ECEA**

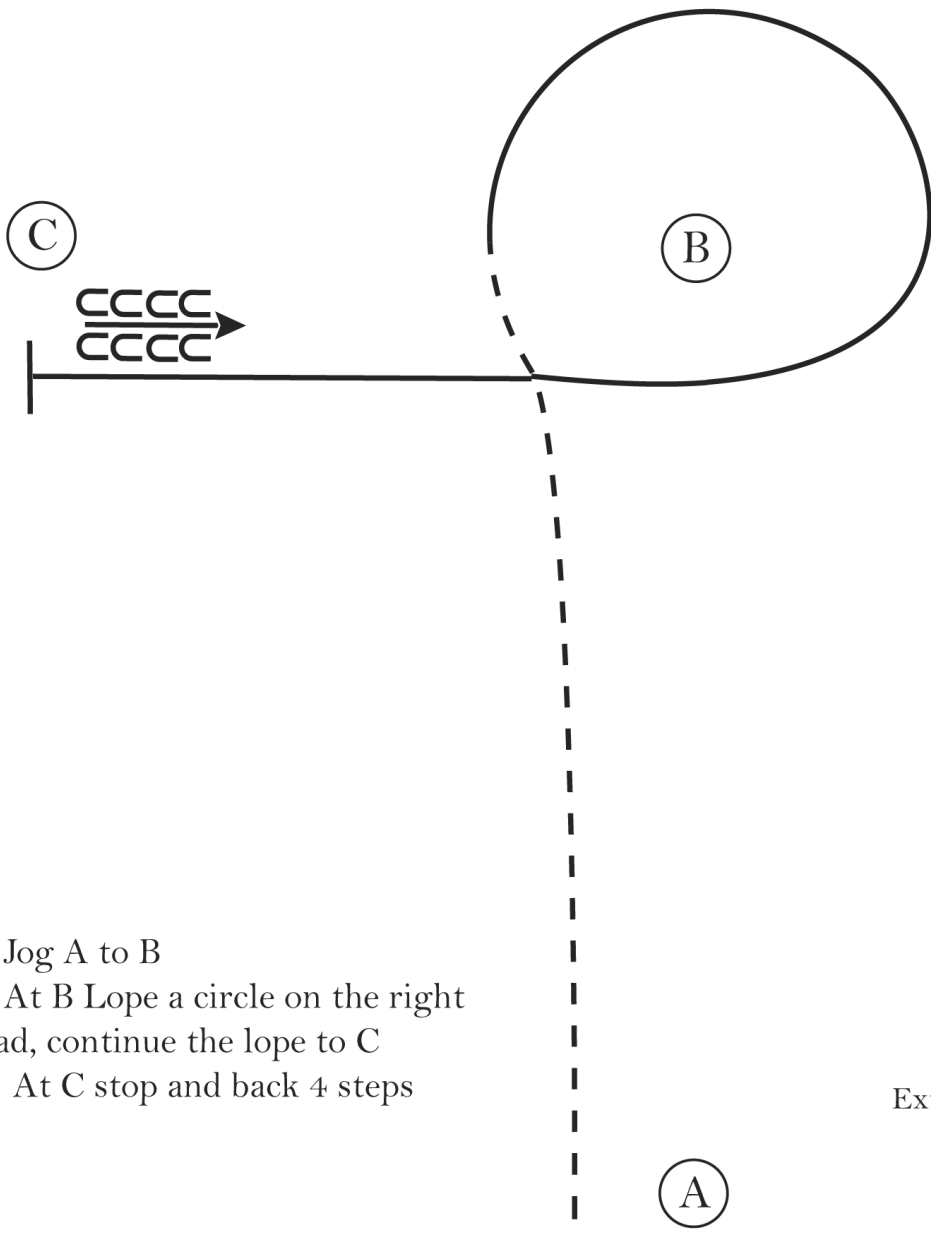
# Youth FUNdraiser Show

## Bareback horsemanship canter

Show Date: 10-28-23

w w w . H o r s e S h o w P a t t e r n s . c o m

w w w . H o r s e S h o w P a t t e r n s . c o m



1. Jog A to B
2. At B Lope a circle on the right lead, continue the lope to C
4. At C stop and back 4 steps

Walk	.....
Jog	-----
Extended Jog	-----
Lope	—————
Leg Yield	
Lead Change	↙ ↘
Back	← C C C C C C C C
Marker	⊙ B
Sidepass	← - - - ←

[WH/1-7]

Pattern Provided by:  
**ECEA**

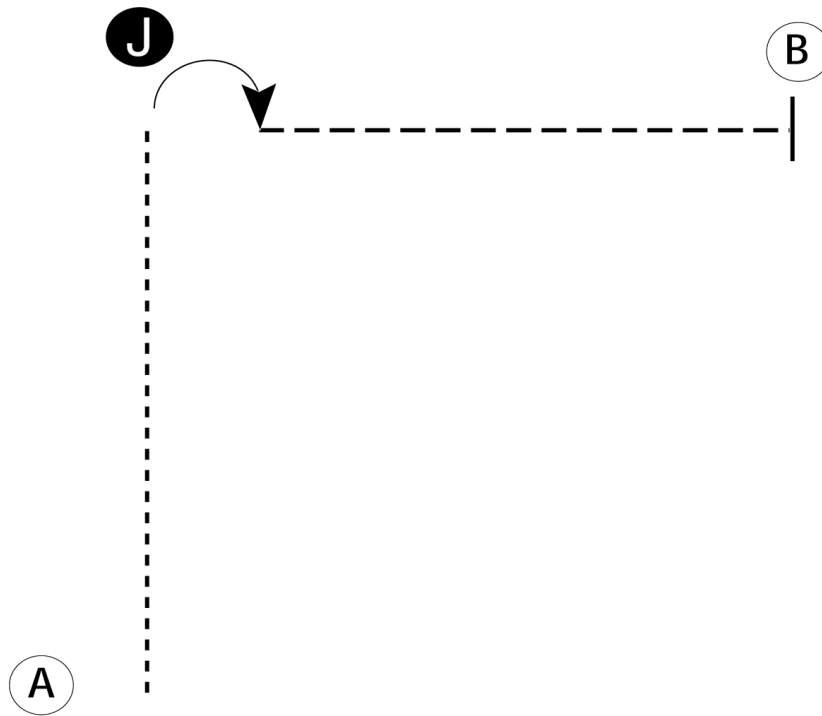
# Youth FUNdraiser Show

## Showmanship (Beginner)

Show Date: 10-28-23

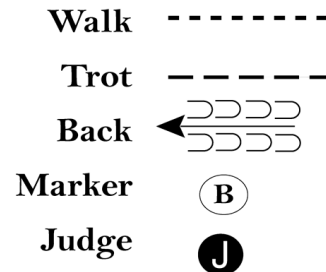
w w w . H o r s e S h o w P a t t e r n s . c o m

w w w . H o r s e S h o w P a t t e r n s . c o m



Be ready at A.

1. Walk from A to Judge.
2. Stop and set up for inspection.
3. When dismissed, perform a 90 degree turn.
4. Trot away from judge to B.
5. Stop at B.
6. Follow the instructions of your ring steward.



[SWT-7]

Pattern Provided by:

*ECEA*

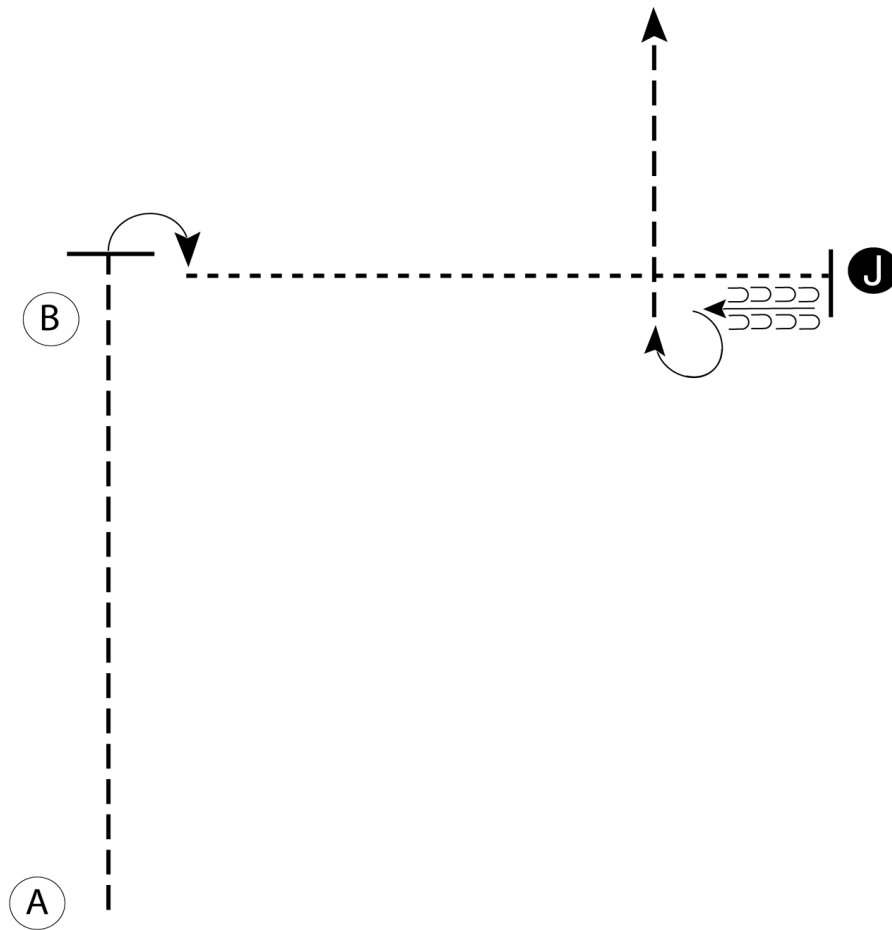
# Youth FUNdraiser Show

## Showmanship (advanced (canter kids))

Show Date: 10-28-23

w w w . H o r s e S h o w P a t t e r n s . c o m

w w w . H o r s e S h o w P a t t e r n s . c o m



1. Begin at A. Trot from A past B
2. Stop and perform a 90 degree turn
3. Walk to the Judge, stop and set up for inspection
4. When dismissed back one horse length and perform a 270 degree turn
5. Trot to the line-up

Walk	-----
Trot	- - - - -
Back	←
Marker	ⓑ
Judge	ⓐ

[S/1-14]

Pattern Provided by:

*ECEA*



# Youth FUNdraiser Show

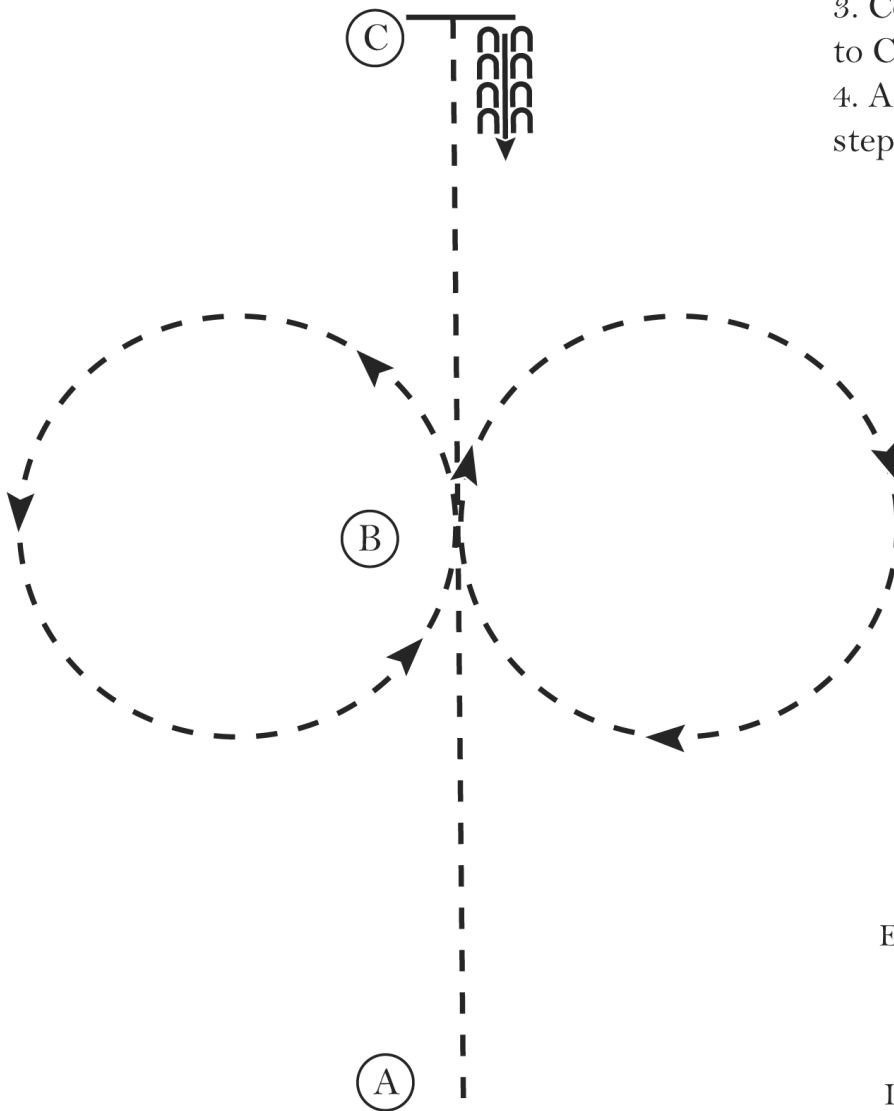
## Horsemanship (walk whoa/walk only) (walk trot)

Show Date: 10-28-23

w w w . H o r s e S h o w P a t t e r n s . c o m

w w w . H o r s e S h o w P a t t e r n s . c o m

1. Jog A to B
2. At B perform a figure eight, beginning to the right
3. Continue the jog from B to C
4. At C stop and back 4 steps



Walk	.....
Jog	- - - - -
Extended Jog	— — — — —
Lope	—————
Leg Yield	
Lead Change	— / —
Back	←←←←←
Marker	(B)
Sidepass	← - - - - →

[WH/WT-5]

Pattern Provided by:

*ECEA*

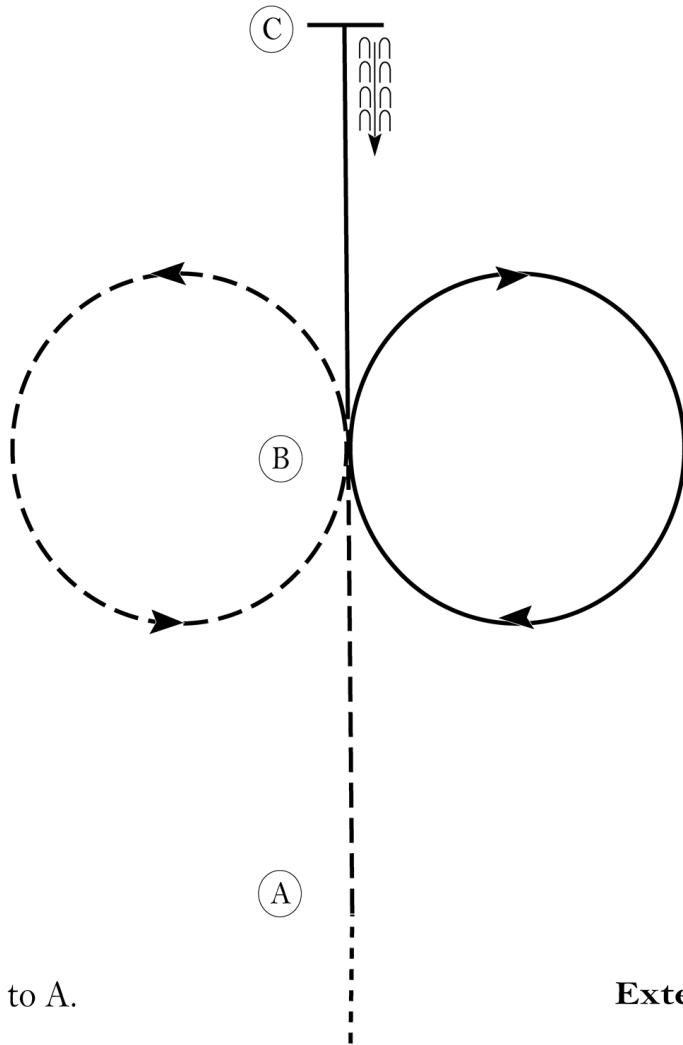
# Youth FUNdraiser Show

## Horsemanship (lope)

Show Date: 10-28-23

w w w . H o r s e S h o w P a t t e r n s . c o m

w w w . H o r s e S h o w P a t t e r n s . c o m



Be ready prior to A.

1. Walk to A.
2. Jog A to B.
3. At B jog a circle to the left.
4. At B lope a circle to the right on the right lead.
5. Continue the lope to C.
6. Stop at C and back approximately one horse length.

Walk	-----
Jog	- - - - -
Extended Jog	- - - - -
Lope	—————
Leg Yield	
Lead Change	— / —
Back	← u u u u u
Marker	(B)
Sidepass	← - - - - - →

[WH/1-19]

Pattern Provided by:

*ECEA*